



Redefining standards in care



A new adjustable electric bed

Safe, Versatile, Efficient



Yes, you can.®

# Promoting comfort and rest

Introducing the new generation of CS Series beds from Invacare.

Our new CS600™ adjustable electric bed promotes comfort and rest for patients at home or in long-term care environments.

With a focus on safety and on delivering our highest quality standards to ensure all of our beds support patients as they rest.



# Redefining standards in care

Introducing the new CS600™ adjustable electric bed, the next generation of our popular CS Series of beds.

Built from a design foundation of exceptional comfort, safety and versatility, the CS600™ design is focused on improving standards in patient care.

## Safety first. No compromise.

When it comes to patient and caregiver safety there is no compromise. The CS600™ bed meets the highest international safety and performance standard.\*

\*Medical Bed Equipment Standard for safety, quality and performance - IEC 60601-2-52.



1

### IEC Safe

Reassurance in quality is at the core of what we do. The CS600™ is tested to the highest safety and performance standard\* for peace of mind.

2

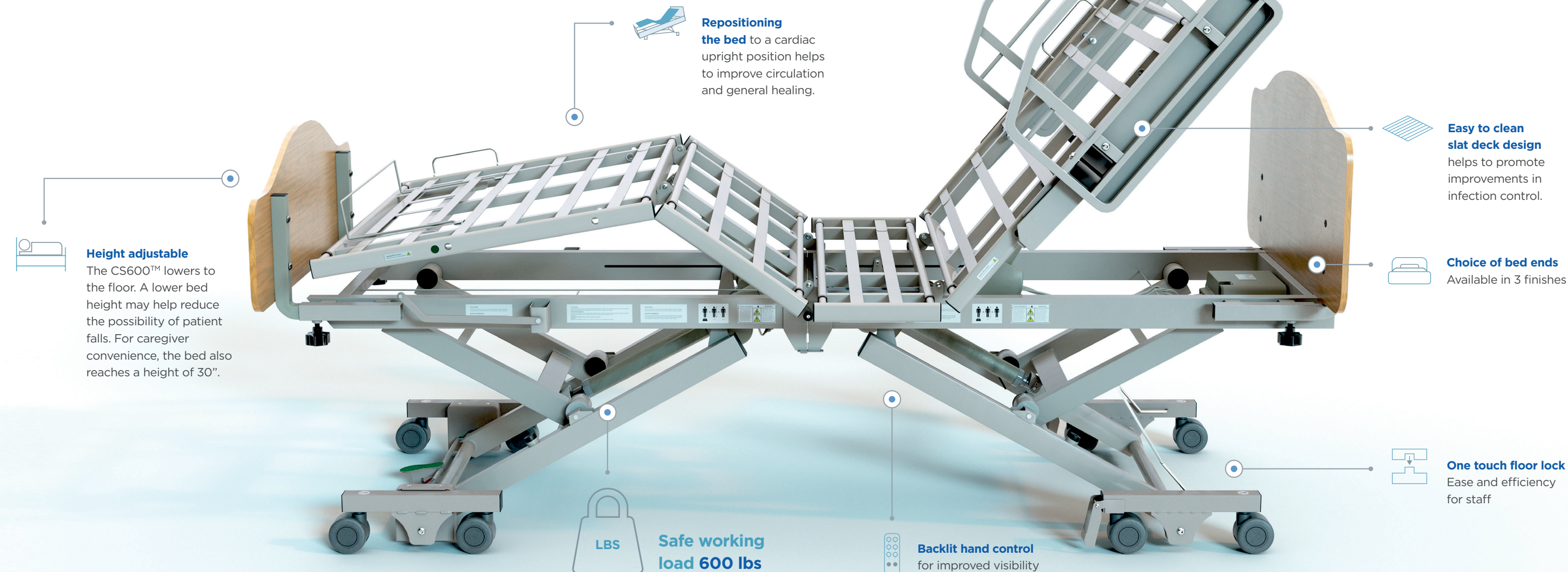
### Versatile

The versatile width design of the CS600™ and up to 600lb safe working load meets a varied profile of patients and care environments.

3

### Efficient

Tool-free assembly reduces setup time and and complex installation. Slat deck design and wipe down electronics make cleaning a breeze.



#### Accessories available:

**Quarter length and Assist rail options**

**Length extension** between 80" to 84"

**Width extension** set to 36", 39" or 42"

**Trapeze** secures in 3 positions to accommodate patient limitations. 200 lb safe working load

**Trolley** for easy transportation

**Battery backup** for operation in case of power outage

**Underbed light** for improved floor visibility

Technical data ▼ Blue: Indicates Item Number



Bed Deck Length ▼



Bed Deck Width ▼



Overall Length (incl. head/foot boards) ▼



Maximum Safe Working Load ▼



Product Weight ▼



Minimum/Maximum Bed Deck Height ▼

CS600-36	80"	36"	88"	600 lbs	217 lbs	7" - 30"
CS600-EXP	80"	36", 39", 42"	88"	600 lbs	243 lbs	7" - 30"



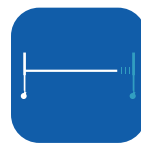
Maximum Back Angle ▼



Maximum Knee Angle ▼



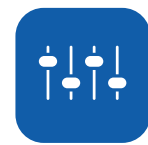
Maximum Reverse Trendelenburg ▼



Length Extension ▼



Width Extension ▼



ACP (Attendant Control Panel) ▼

CS600-36	60°± 5°	30°± 5°	17°± 5°	80" - 84" w/accessory	Optional w/accessory	Optional
CS600-EXP	60°± 5°	30°± 5°	17°± 5°	80" - 84" w/accessory	Integrated	Optional

Bed end finishes



Solar Oak

36"  
CS600BE36SO  
42"  
CS600BE42SO



African Walnut


36"  
CS600BE36AF  
42"  
CS600BE42AF



Biltmore Cherry

36"  
CS600BE36BC  
42"  
CS600BE42BC

Frame finish



Light Gray

Bed end style



Amherst

Please note: colors may vary slightly from those displayed above.

Quarter length rail options

Standard width, CS600-36

Head section, Qty: 2  
CS600HALFRAILH

Foot section, Qty: 2  
CS600HALFRAILF

Expandable width, CS600-EXP

Head section, Qty: 2  
CS600HALFRAILHEXP

Foot section, Qty: 2  
CS600HALFRAILFEXP

Assist rail options

Standard width, CS600-36

Assist rail, Qty: 1  
CS600ASTRAIL36

Expandable width, CS600-EXP

Assist rail, Qty: 1  
CS600ASTRAILEXP

Other accessories

Length extension  
CS600LENGTHEXP

Trolley  
CS600TROLLEY

Battery backup  
CS600BATBCK

Trapeze  
CS600TRAPEZE

Width extension  
CS600WIDTHEXP

Underbed light  
CS600UNDLIGHT

ACP (Attendant Control Panel)  
CS600ACPPAD

Limited Warranty

Frame: 15 Years

Electronics: 5 Years

Weldments: Lifetime

Tel: (800) 333-6900  
www.invacare.com

Invacare Corporation  
Worldwide Headquarters  
1 Invacare Way  
Elyria, OH 44035-4190



Yes, you can.®

©2024 Invacare Corporation. All rights reserved. Trademarks are identified by the symbols ™ and ®. All trademarks are owned by or licensed to Invacare Corporation unless otherwise noted. Specifications are subject to change without notification. Please refer to the User Manual for instructions for use. Form: 23-020 Job: 240120 US-02/2024